

说明书

QN-H931 电源时序器

Power Sequencer

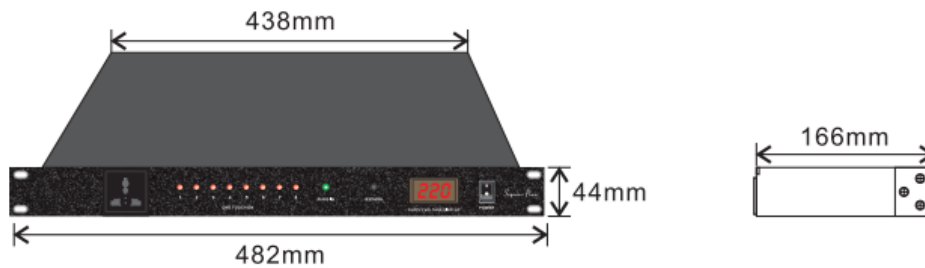


非常感谢您购买我们的产品，为了保证产品
能发挥最佳性能使用前请认真阅读和使用说明书

POWER SEQUENCE CONTROLLER

时序器系列技术参数 (technical specifications) :

通道参数/Channel number	8
辅助通道参数/Adjuvant channel number	1
每通道功率容量/Loading per channel	220v/30A, 6600W/channel
时序开关时间间隔/Sequency time per step	1 sec
指示灯/Indicator	Power/Channel on
输入输出插座/Output connector	Universal connector
电源/Power	220V/50Hz, Grounded wire is needed.
尺寸/Dimension	483mmX66.5mmX185mm
重量/Weight	2.85kg
保修/Warranty	1 Year





注意:机器内有交流220V高压部件,请勿擅自打开机壳,以免发生触电危险,需要检修时,应该请有资格的专业维修人员为你服务。



闪电符号是提示用户可能造成危险和故障

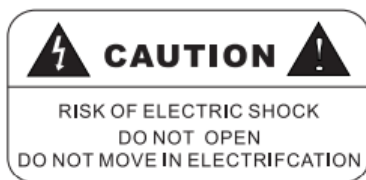


感叹符号是提醒用户可能影响机器性能和造成伤害

警告:为防止火灾或触电,请不要把该产品放置于易受雨淋或潮湿、阳光直射和高温的地方。

WARNING:

To prevent fire or shock hazard, do not expose the unite to rain or moisture.

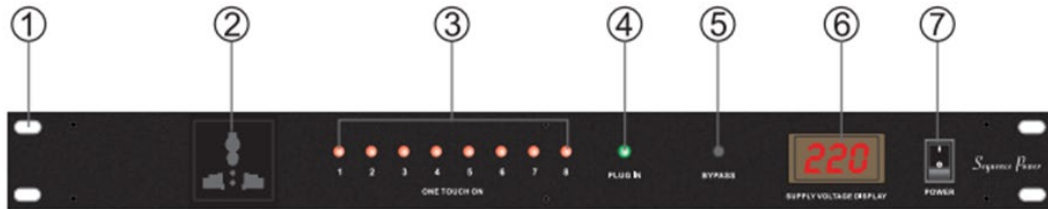


The lightning flash with arrowhead symbol, within an equilateral triangle, is intended to alert the user to the presence of uninsulated dangerous voltage within the product's enclosure that may be of sufficient magnitude to constitute a risk of electric shock to persons.

The exclamation point, within a equilateral triangle is intended to alert the user to the presence of important operating and maintenance (servicing) instructions in the literature accompanying the appliance.

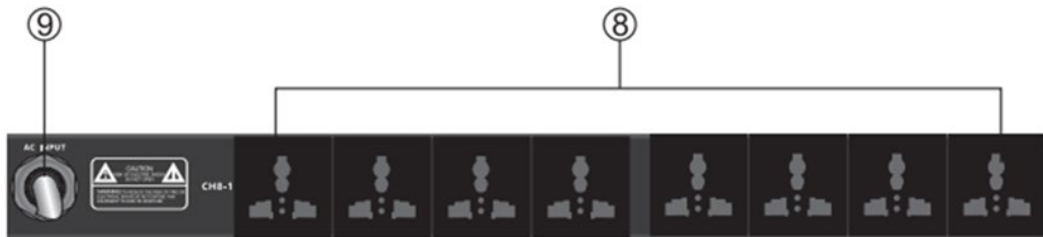
时序电源/Sequence Power

面板介绍/front panel instruction



1. Rack mounting ears/安装孔
2. Ac power output/直通电源输出
3. Power output LED/电源输出指示灯
4. Power LED/电源指示灯
5. By Pass/直通键开关，通断所有通道的输出
6. The output voltage display/输出电压
7. Power seitch/电源开关

背板介绍/Rear panel instruction



8. Power output connector/ 电源输出插座
- 9.AC Power Cable/输入电压接线端子
8. Power output connector/电源输出插座
9. AC Power Cable/输入电压接线端子

操作技巧:

- A、时序电源开关，采用多用输出插座工作由微电脑控制，实现独立顺序开关输出电源控制工作。
- B、在全部电源输出接通后还可以用“直通开关”按键，即时通断所有电源的输出以方便单独处理所有器材的突发事故。
- C、前面板还特别设有辅助输出插座，为维修或试机提供了极大的方便。
- D、系列还提供电源电压数字显示表，用来监视电压是否正常。

Opertion tips:

- A. This is a Sequence Power Switch. Adoption output connector. It is designed to make the followings come true: Series output power can be turned on/off separately by sequence.
- B. When all the power outputs on, you can use the "One touch on button" to turn on and turn off any all of the power outputs promptly, so to deal with the sudden all of the equipment.
- C. The front panel offering one service helping output connector. Make the service and trying more expedient.
- D. It provides power voltage digital. To monitor municipality net digital wether normal.

* 由于产品的技术和规格不断改进和完善，启诺科技保留对说明书描述的产品及说明内容有更新和改进的权利，如有变更恕不另行通知。



上海启诺信息科技有限公司

售后热线:4008826801

公司地址:上海市浦东新区张江高祖冲之路 1559 号 1002 室

官方网址:www.QNOA.com

咨询热线:021-50613379



官方公众号

官方网址